



# Environmental Performance Report 2023

IGEL Technology GmbH  
Maria-Cunitz-Str. 7  
28199 Bremen, Germany

Bremen  
January 22, 2025

## 1 Introduction

The scope of this report covers the IGEL locations in Augsburg, Bremen and Reading. The following environmental aspects will be addressed in this report:

- Travel activities (SDG 13)
- Energy use (SDG 7)
- Paper use (SDG 12)
- Water use (SDG 6)
- Safety hazards (SDG 12)
- Scope 1 and Scope 2 greenhouse gas (CO<sub>2eq</sub>) emissions (SDG 13)

All of them are related to the sustainable development goals (SDGs<sup>1</sup>, see title page) and the IGEL Code of Ethics.<sup>2</sup>

The environmental data for each of these aspects (besides heat energy in Augsburg) has been verified by the independent third-party ISO 9001 and ISO 14001 audits in October 2024 (verification of the IGEL Integrated Management System for Quality and Environment).

## 2 Environmental Performance

### 2.1 Environmental Goals

The IGEL Environmental Goals and achievements are set out in Table 1 and the following chapters:

Goal	Achievement
Reducing of travel activity	See chapter 2.2
5% reduction of energy use per year	See chapter 2.3
5% reduction of paper consumption per year	See chapter 2.4
Reduction of water consumption	See chapter 2.5
Reduction of component consumption	Increased usage of shared workplaces.
Reduction of waste	Improved separation of recyclable fractions.
Minimising of safety hazards	Frequent monitoring and evaluating of safety hazards.

Table 1: Environmental Goals Achievements

### 2.2 Travel Activities (SDG 13)

Online meetings have been successfully established. This has reduced the travel activities and supported remote work. Furthermore, a new travel and entertainment policy has been published. According to this policy flights are only permissible for environmental reasons if a journey by train or car is not efficient considering total travel time and cost.

Internal and external online training has been extended by the IGEL Academy (see figure Figure 1). This has reduced the on-site trainings, which includes travel, accommodation and catering services.

<sup>1</sup> <https://sdgs.un.org/goals>

<sup>2</sup> <https://www.igel.com/company/vision>




Figure 1: IGEL Academy<sup>3</sup>

## 2.3 Energy Use (SDG 7)

### 2.3.1 All locations

For saving energy, shared work desks have been established in all locations. In Bremen personal equipment can be locked in a central box system within the absence time.

### 2.3.2 Augsburg

In 2022 there was a strong reduction in the eco electricity consumption. This was due to a move of the internal development data centre into an external centre (100% powered by eco electricity). The reduction in 2023 was due to a move in a new building with a higher energy efficiency classification.

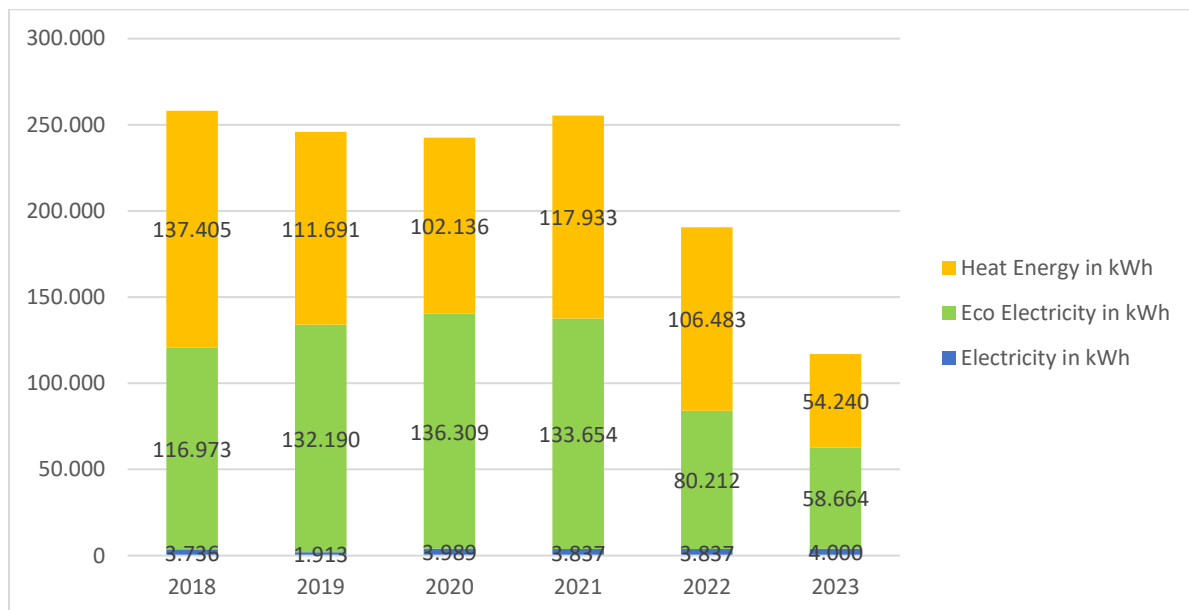


Figure 2: Total Energy Use Augsburg

<sup>3</sup> <https://learn.igel.com>

### 2.3.3 Bremen

In 2021 Bremen has moved to a new location and stopped the production of hardware. That's the reason why the electric energy consumption has been declined.

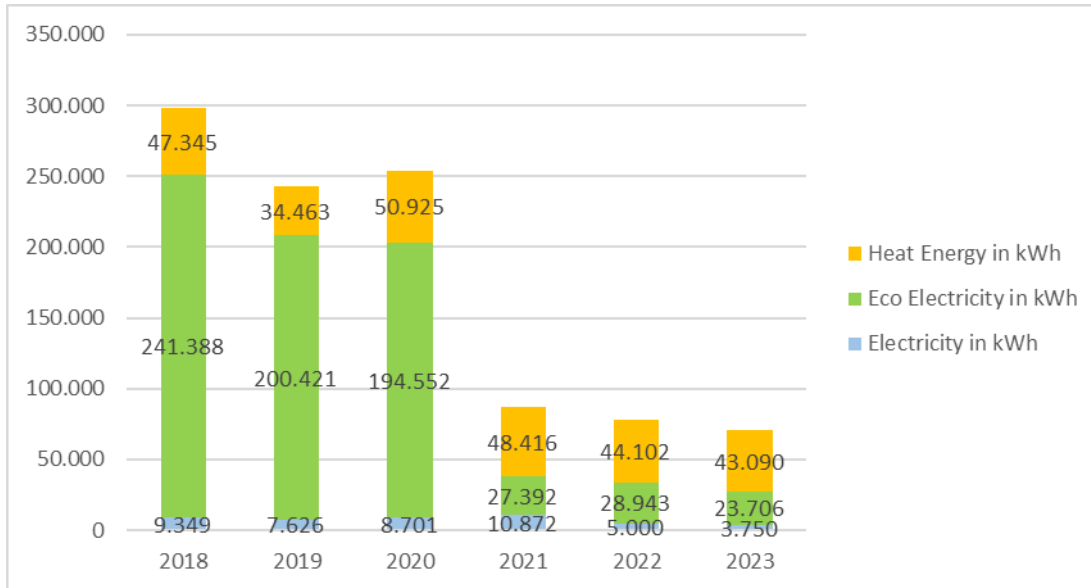


Figure 3: Total Energy Use Bremen

### 2.3.4 Reading

Due to an increased remote work in the UK, the energy consumption has decreased until 2023.

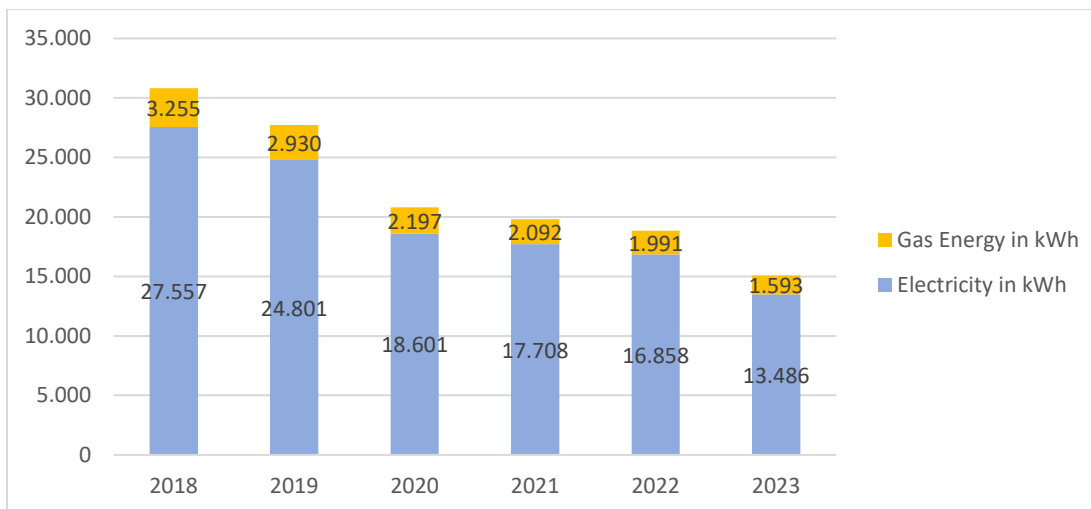


Figure 4: Total Energy Use Reading

## 2.4 Paper Use (SDG 12)

One important goal in the environmental management system is the reduction of printer paper and toner by 5% yearly. The figures below describe the development in Augsburg, Bremen and Reading.

### 2.4.1 Augsburg

Due to the pandemic situation Augsburg had a strong reduce of paper consumption in 2020 (see Figure 5). This has supported the increasing use of digital documents and alternative solutions.

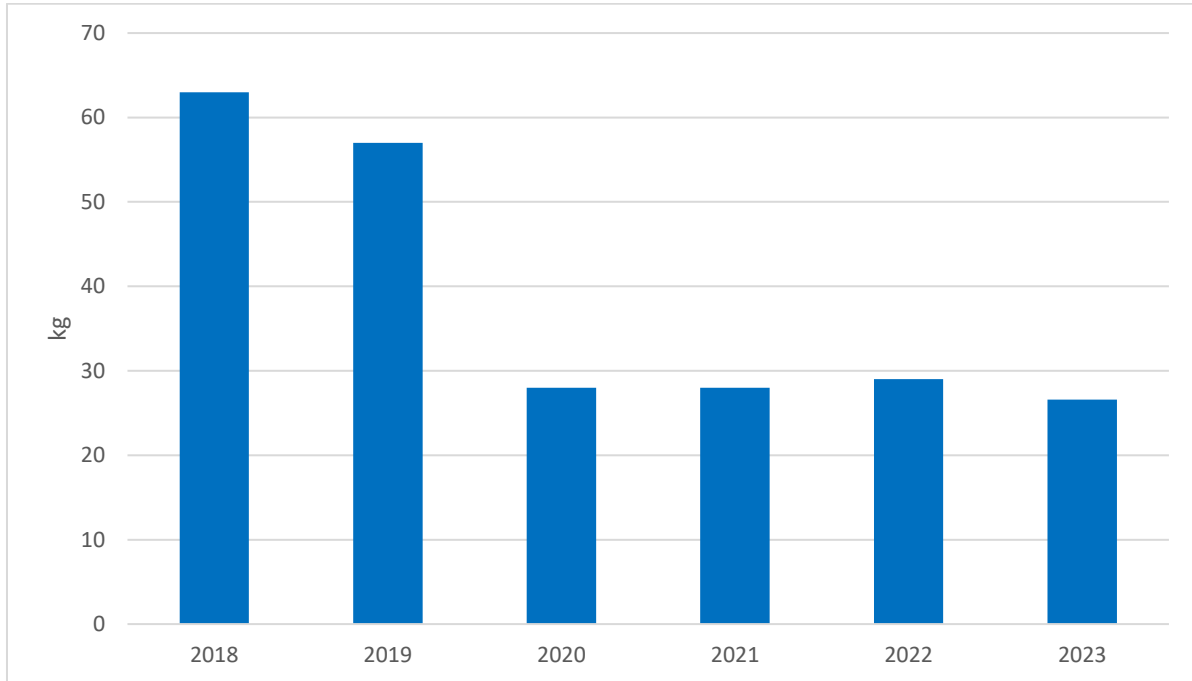


Figure 5: Paper consumption Augsburg

### 2.4.2 Bremen

Bremen achieved a strong paper consumption reduction in 2021. The reason is the stopped production of hardware in Bremen mid of 2021.

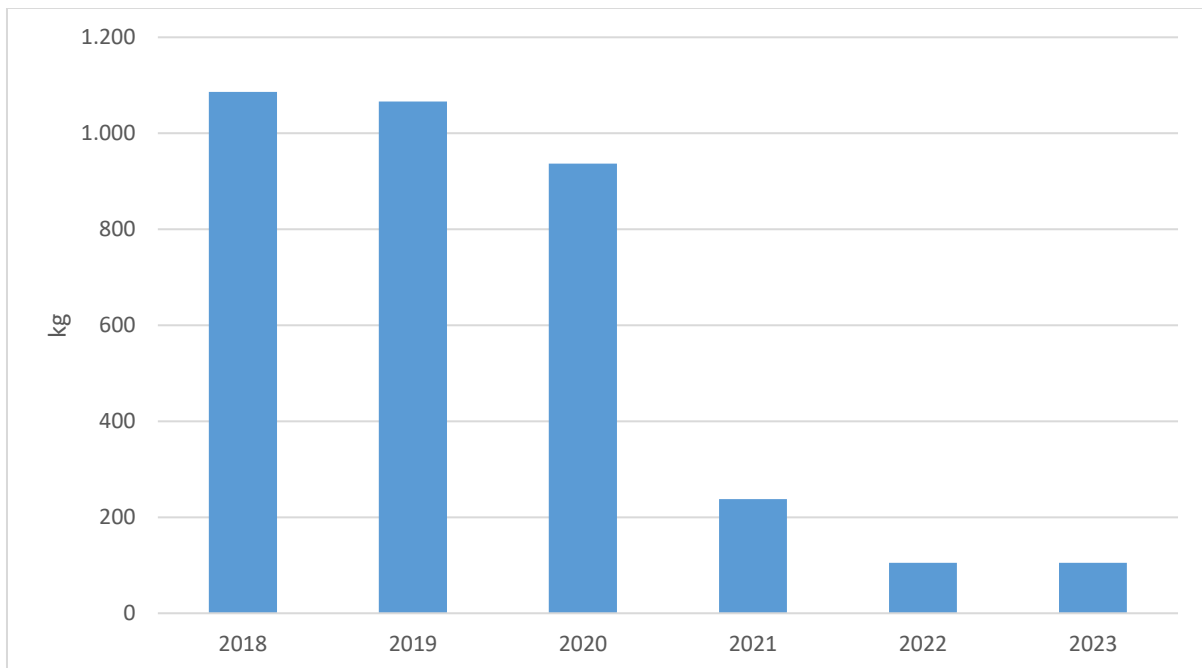


Figure 6: Paper consumption Bremen

### 2.4.3 Reading

Due to an increased usage of digital paper for business and marketing, the paper consumption is constantly decreasing since 2018.

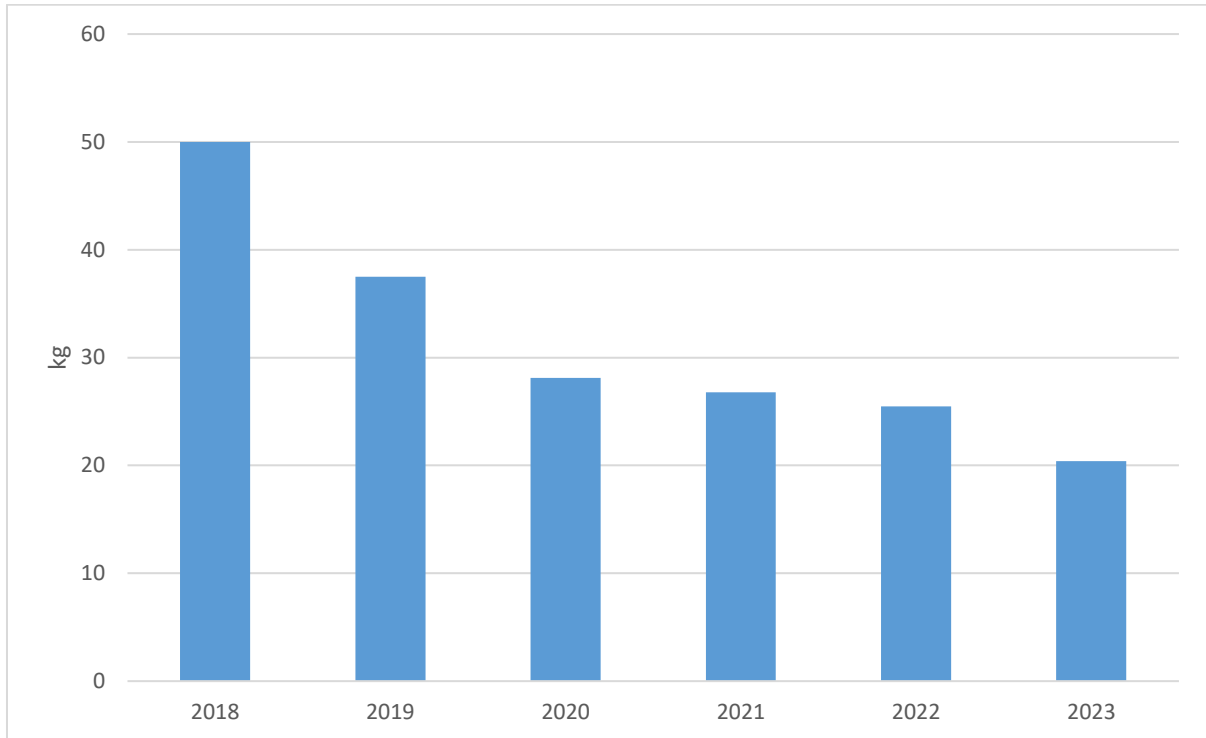


Figure 7: Paper consumption Reading

## 2.5 Water Use (SDG 6)

### 2.5.1 Augsburg

The remote work has caused the reduced office water consumption in 2020 and 2021. In 2022 there was a slight increase because more persons came back to the office.

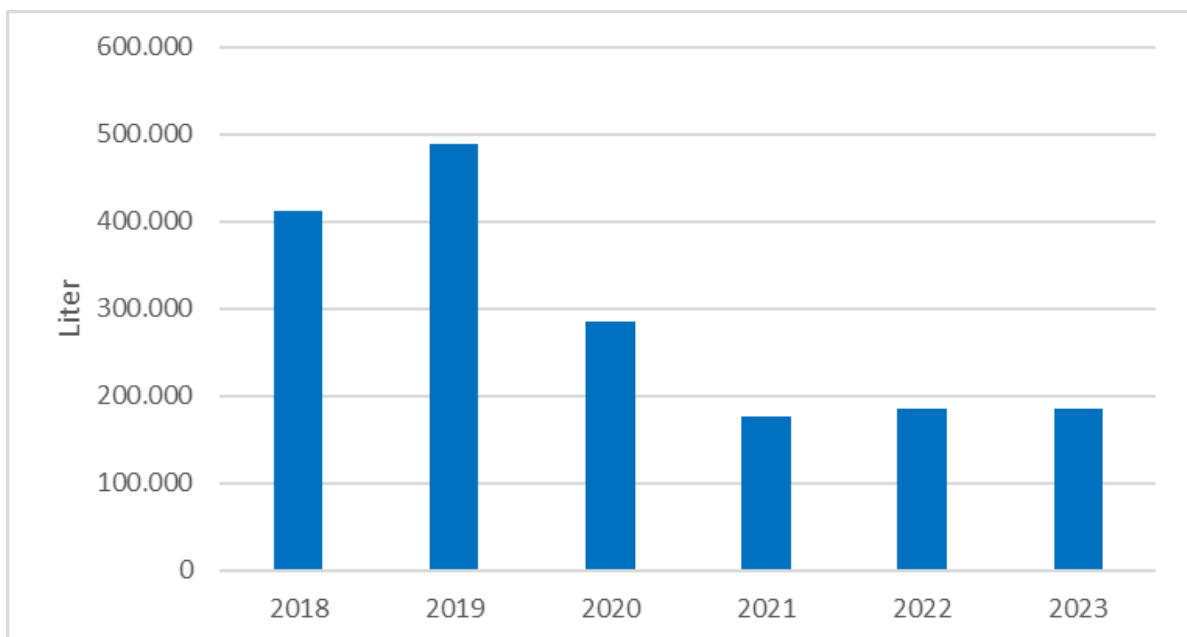


Figure 8: Water consumption Augsburg

### 2.5.2 Bremen

Like in Augsburg, the strong reduction of water use was caused by remote work, too. Additionally, the production and warehouse facilities in Bremen had been closed mid of 2021. The slight increase in 2023 is caused by an extended office use.

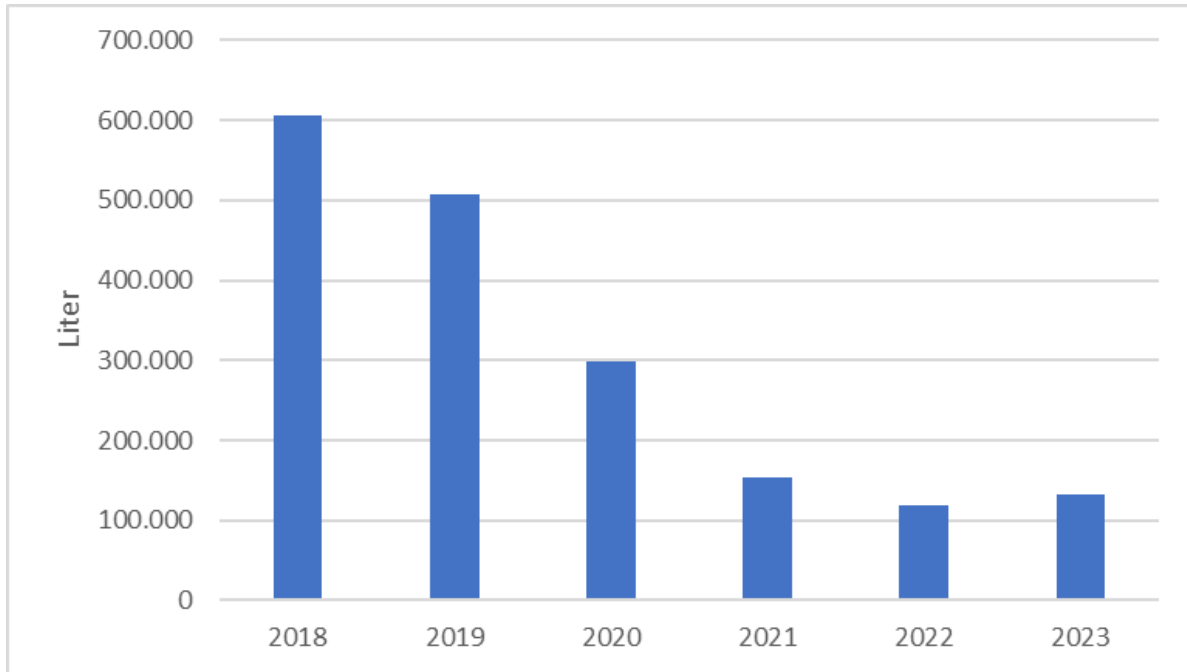


Figure 9: Water consumption Bremen

### 2.5.3 Reading

The reduction of water use was mainly caused by remote work.

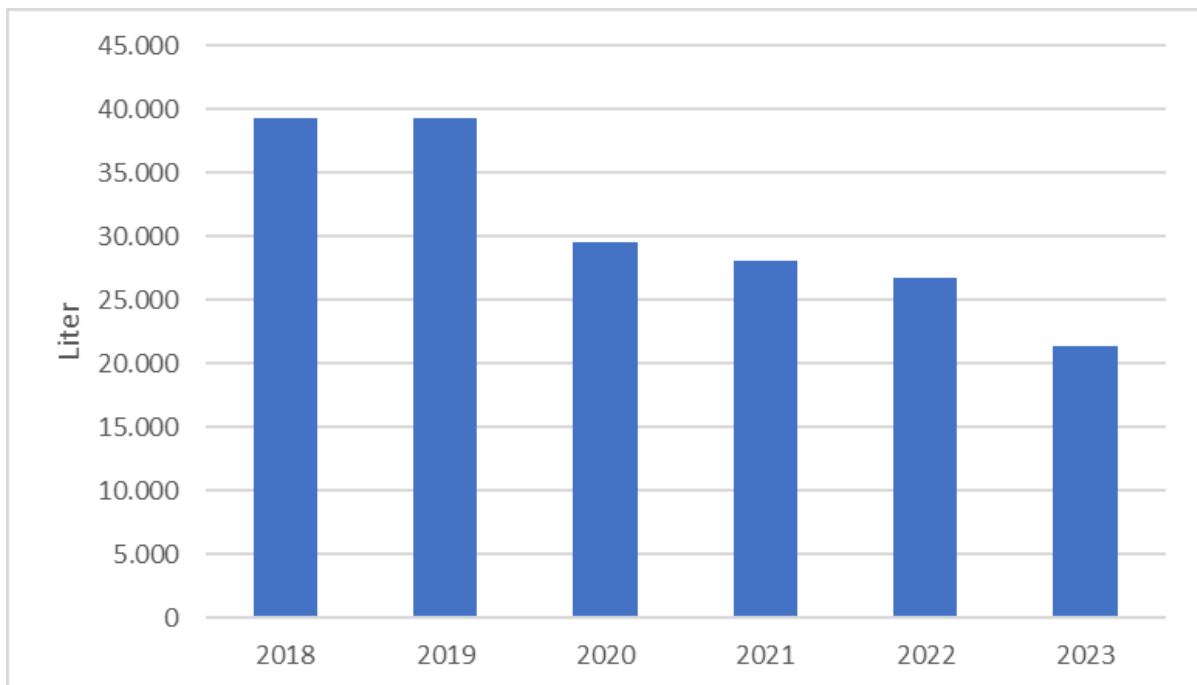


Figure 10: Water consumption Reading

## 2.6 Greenhouse Gas (CO<sub>2eq</sub>) Emissions (SDG 13)

### 2.6.1 Augsburg

Until 2020 district heat for heating the building has the main impact on the GHG emissions in Augsburg. Due to a new calculation basis of the district heat provider, the emissions have been reduced on zero in 2021. Due to the office move in 2023 the emissions have been increased again due to a local heating system. Other emissions (like Waste = 82,0 kg CO<sub>2eq</sub> and Water = 69,9 kg CO<sub>2eq</sub> in 2023) have lower impact on the Greenhouse Gas emissions.

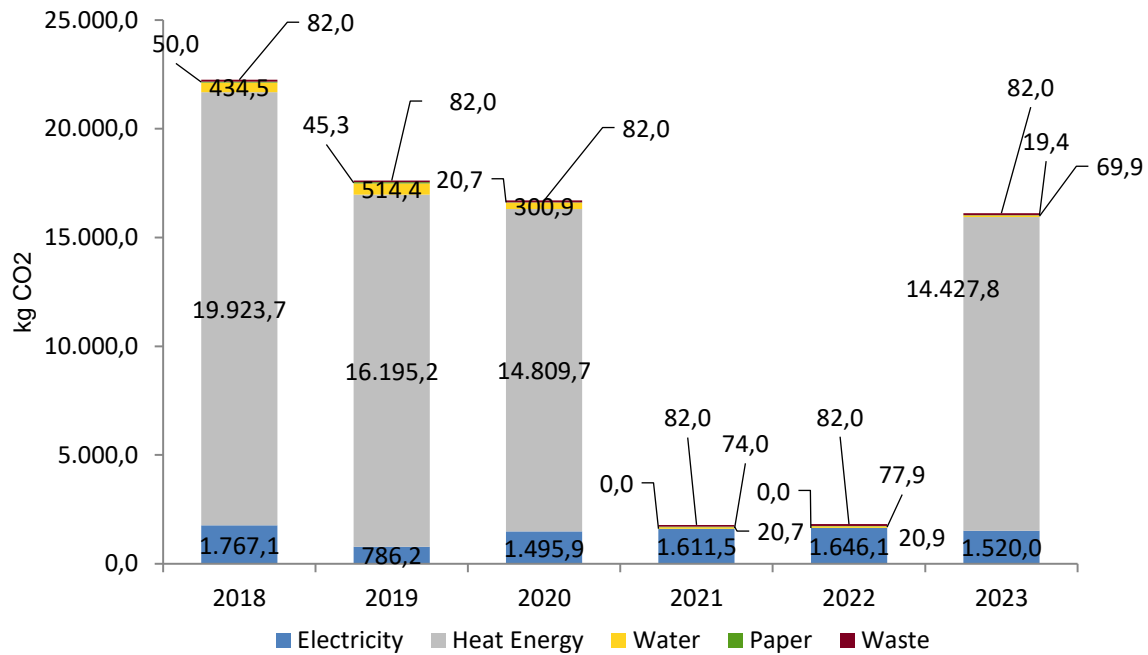


Figure 11: Scope 1, 2 GHG Emissions Augsburg Office



### 2.6.2 Bremen

Like in Augsburg mainly eco electricity is in use (carbon neutral). That's the reason for the low GHG rate in relationship to Gas. Beside electricity, other emissions were reduced from 2020 to 2022. Main reason for this reduction was the office move and the pandemic situation with an increased use of remote work. The decrease in 2023 is related on the higher outside temperatures average.

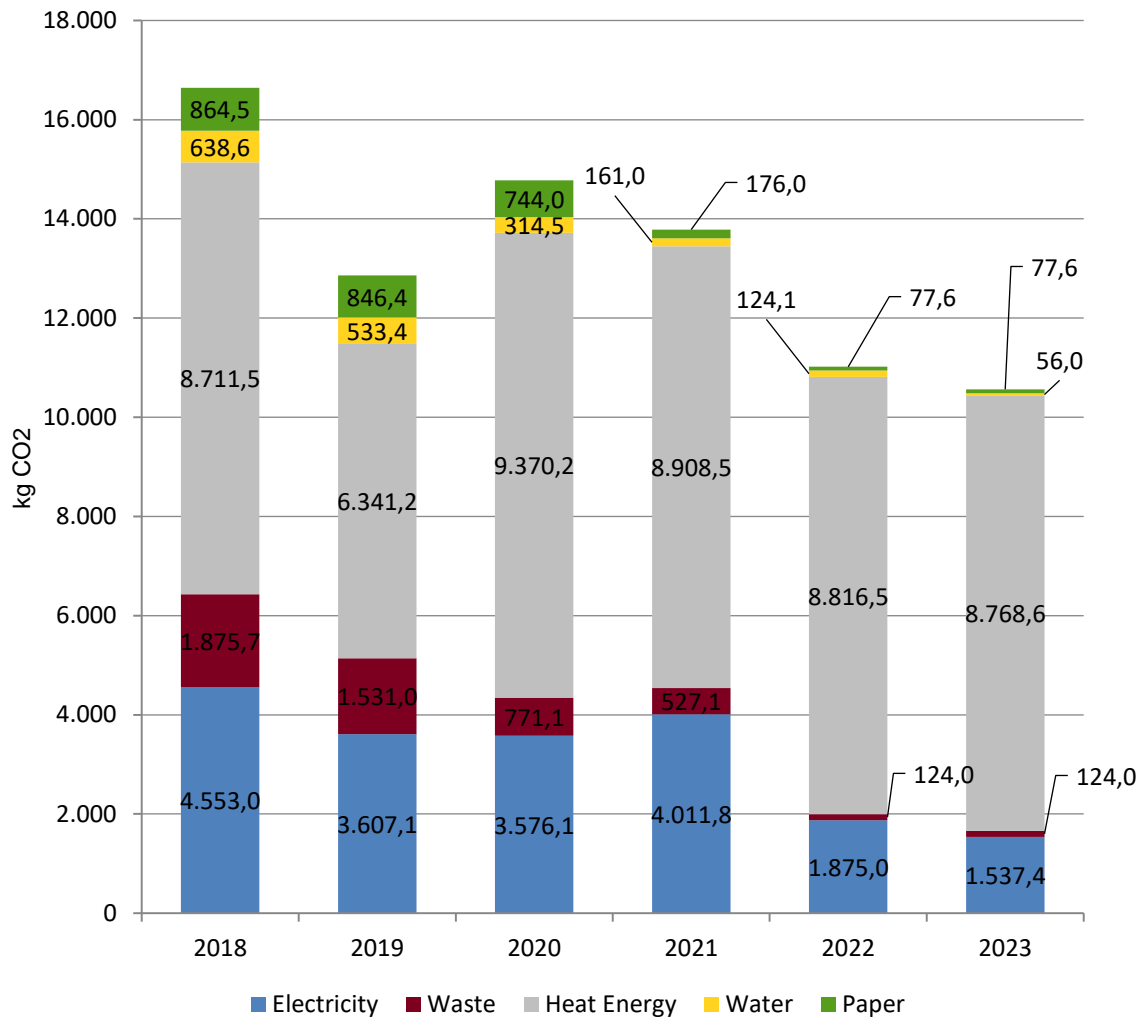


Figure 12: Scope 1, 2 GHG Emissions Bremen Office

### 2.6.3 Reading

In Reading, electricity accounts for the largest proportion of indirect CO<sub>2eq</sub> emissions. The main reason for the reduction of these emissions from 2021 to 2023 was an office move and increased remote work.

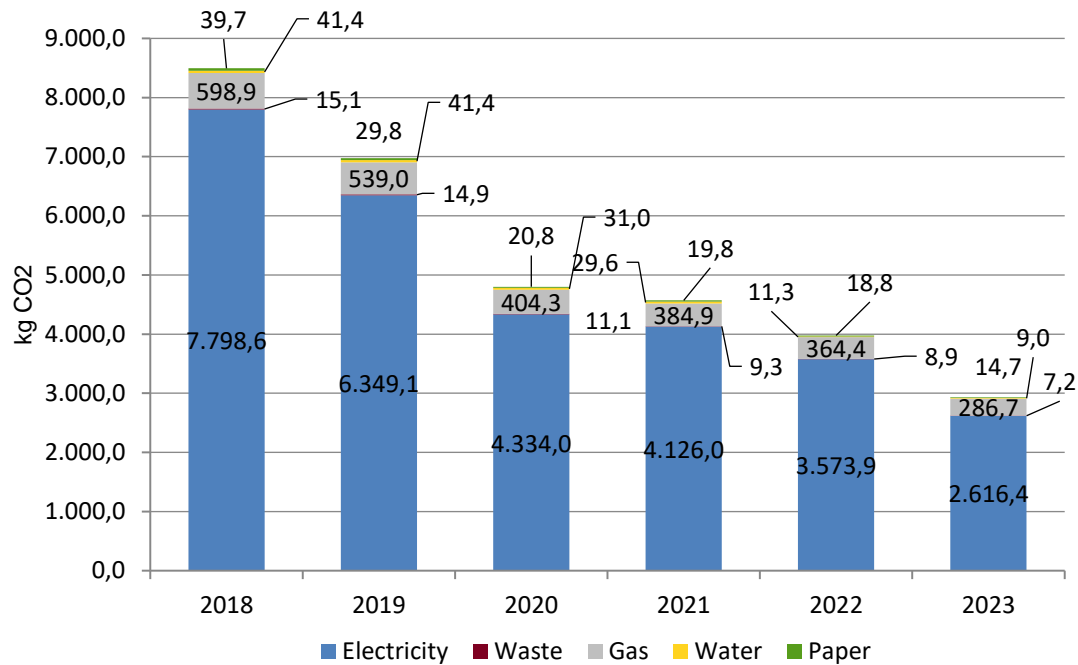


Figure 13: Scope 1, 2 GHG Emissions Reading Office

Contact and further information:

Dr.-Ing. Martin Schnatmeyer  
Export Control & ESG Engineer

+49 421 52094 1103  
schnatmeyer@igel.com